

The image features a vintage Paillard Boley camera in the foreground, shown from a side-rear perspective. The camera is black with silver-colored metal accents around the lens and viewfinder. A leather strap is attached to the top. In the background, a black and white photograph of a man in a suit is visible, with several strips of film held across his face. On the far left, there is a vertical bar with four colored segments: blue, yellow, red, and teal. Overlaid on the right side of the image is the text 'FTC recommendations for the Compass and Promote Awards submission process' in a bold, yellow, sans-serif font.

**FTC
recommendations
for the Compass and
Promote Awards
submission process**



Table of Contents

- △ Promote award description
- △ Compass Award description
- △ Introduction to Dropbox.com
- △ Dropbox flowchart
- △ Dropbox tutorial
- △ Conclusion

Purpose

To provide an efficient and cost effective means for teams to submit for the Compass and Promote Awards.



Promote Award

The Promote Award is given to the team that is most successful in creating a compelling video message for the public designed to change our culture and celebrate science, technology, engineering and math.



Promote Award cont.

Guidelines for the Promote Award

- △ Team must present a thoughtful and high-quality video which appeals to the general public.
- △ Strong production value is important, but the message and impact of the video are of greater weight for the judges.
- △ Creativity in interpreting the annually assigned theme is desired.
- △ Submissions for this award will be considered for the Inspire Award but are not required.
- △ Winning videos will be submitted to FIRST and used to promote the higher values of the FIRST Tech Challenge. Teams may win the Promote Award only once at a Championship level event and only once at a qualifying level event.
- △ Team must submit a one-minute long PSA video one full week prior to the event to be eligible for this award. Additional submissions are welcome but will not be eligible for awards.
- △ ***PSA Subject for 2011-2012 Season:*** I'm going to change the world ...

Compass Award



The Compass Award recognizes an adult coach or mentor who has provided outstanding guidance and support for a team throughout the year. The winner of the Compass Award will be determined from candidates nominated by FTC team members, via a 40-60 second video submission, highlighting how their mentor has helped them become a champion team.

Compass Award cont.



- △ Only one video submission per team will be considered.
- △ Teams may submit new or updated videos at each tournament.
- △ The video must be submitted at least one week prior to tournament day.
- △ Videos must not be longer than 60 seconds (including introduction and credits if you choose to use them).
- △ Videos must be submitted in AVI, WMV or MOV format. (Output in the highest resolution possible)
- △ Video presentations are confidential, and may not be made public or shared with other teams prior to the award presentation.
- △ Team must submit an Engineering Notebook.



What is Dropbox?

- △ URL – www.dropbox.com
- △ Free file transfer website
- △ 2GB online storage
- △ Access and download files from anywhere
- △ Users can make folders and content public and they can share with others via e-mail



Suggested Dropbox workflow for Promote Award

- △ Teams create their Promote Video and use this naming format:
 - *“team#_promote_competitionname”*
- △ Teams create their own dropbox.com account
- △ Teams install Dropbox uploader on their computer
- △ Teams create a shared folder called “Promote Award”
- △ Teams upload their video to that folder
- △ Teams e-mail an invite to the person managing the Promote Award at the competition.
- △ **Teams also invite ftcvideoawards@usfirst.org**



Dropbox workflow cont.

- △ Promote Award manager creates an account on dropbox.com
- △ Promote Award manager receives e-mail from team indicating the location of their video in dropbox.com
- △ Promote Award manager follows the link and downloads the video.



1. Each team signs up for a free, 2GB Dropbox.com account and installs the desktop uploader. They upload their video to a new "shared folder" they create in Dropbox called "Promote Award".

2. The team e-mails the share link to the Promote Award manager.

3. The Promote Award manager follows the link. If they have not created a Dropbox account, they will be asked to do so. Once they have signed up, they can download the team's Promote Video.

Team



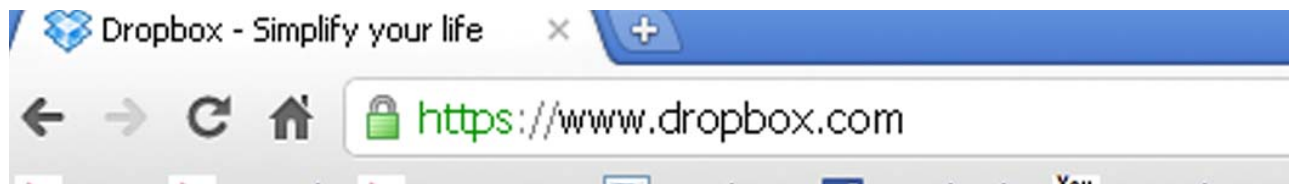
Promote Award manager &
ftcvideoawards@usfirst.org



How to share files with Dropbox



1. Go to www.dropbox.com




2. Sign up for a free account




How to share files with Dropbox (cont.)



3. Create your account

 Log in

 Create an Account

Create a Dropbox Account

First name

FTC

Last name

Teams


Email

ftcteams@usfirst.org

Password

.....

Good



☒ I agree to [Dropbox Terms of Service](#)

Create account

How to share files with Dropbox (cont.)



4. Install Dropbox on your computer by following the onscreen instructions

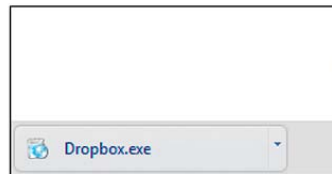


[Back to home](#)



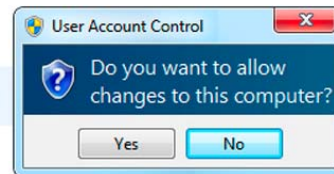
Downloading Dropbox...

Your Dropbox download should automatically start within seconds.
If it doesn't, [restart the download](#).



1. Run the Dropbox Installer

Click on the .exe file that just downloaded in the lower left corner of your browser window.



2. Click Yes

Click **Yes** to accept the User Account Control settings dialog.



3. Follow Setup Instructions

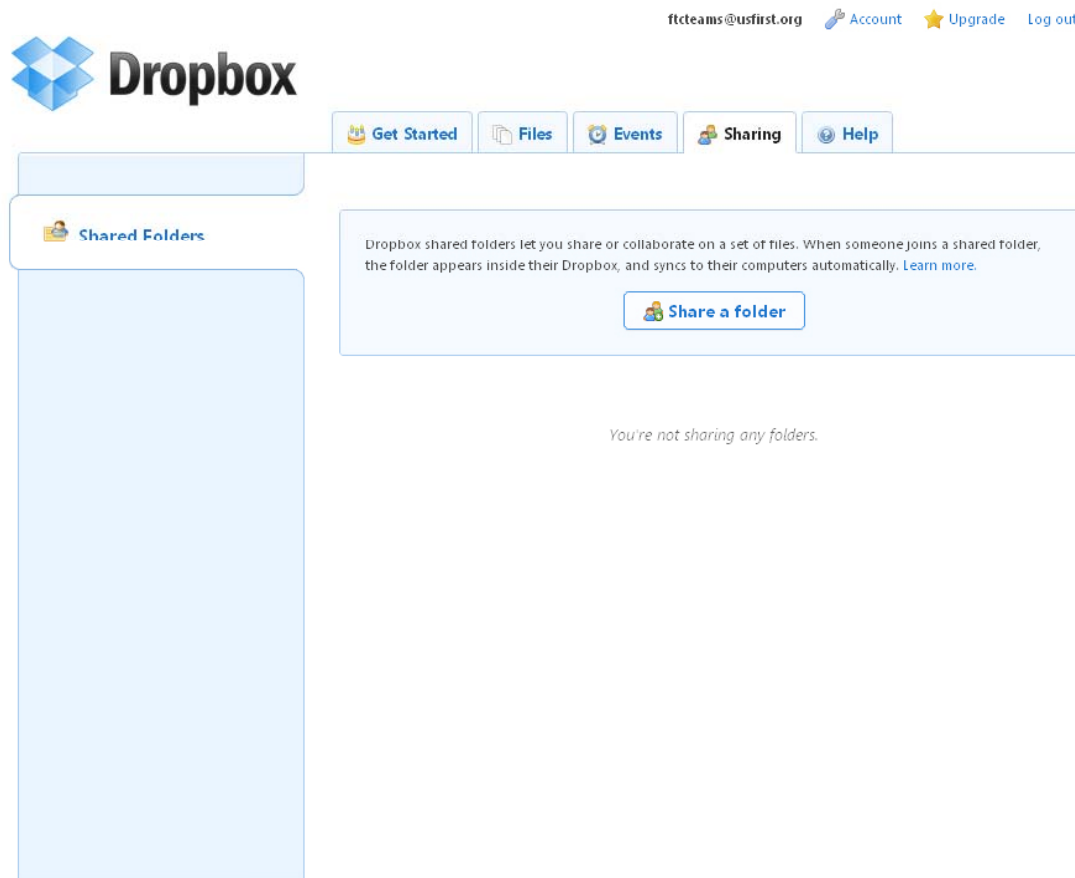
Follow the instructions to get Dropbox set up on your computer and you will be good to go!

Need any more info? Check out our [tour](#) or [help center](#).

How to share files with Dropbox (cont.)



5. Create and share a folder



How to share files with Dropbox



5. Create and share a folder (cont.)

A screenshot of the Dropbox 'Share a folder' dialog box. The dialog has a title bar with a close button (X). Below the title bar is a folder icon and the text 'Share a folder'. A horizontal dotted line separates the header from the main content. The main content area contains a paragraph: 'Dropbox shared folders let you share or collaborate on a set of files. When someone joins a shared folder, the folder appears inside their Dropbox, and syncs to their computers automatically.' Below this paragraph are two radio button options. The first option, 'I'd like to create and share a new folder', is selected. To its right is a text input field containing the text 'Promote Award'. A tooltip with the text 'New folder name' is visible over the input field. The second option, 'I'd like to share an existing folder', is unselected. At the bottom right of the dialog are two buttons: 'Next' (highlighted in blue) and 'Cancel' (disabled, in light gray).

Share a folder

Dropbox shared folders let you share or collaborate on a set of files. When someone joins a shared folder, the folder appears inside their Dropbox, and syncs to their computers automatically.

☒ I'd like to create and share a new folder

Promote Award

New folder name

☐ I'd like to share an existing folder

Next Cancel

How to share files with Dropbox (cont.)



5. Create and share a folder (cont.)

A screenshot of the Dropbox 'Share' dialog box for a folder named 'Promote Award'. The dialog has a title bar with a close button (X) and a folder icon. Below the title, it says 'Invite collaborators to this folder'. There is a text input field containing the email 'ftcteams@usfirst.org' with a small 'x' icon to its right. Below this, it says '(Optional) Send a personal message with your invitation'. There is a large text area containing the text 'Please download my Promote Award submission!'. To the right of this text area is a small button labeled 'Enter a message'. At the bottom right of the dialog are two buttons: 'Share folder' (in blue) and 'Cancel' (in grey).

Share "Promote Award" with others

Invite collaborators to this folder

ftcteams@usfirst.org x

(Optional) Send a personal message with your invitation

Please download my Promote Award submission!

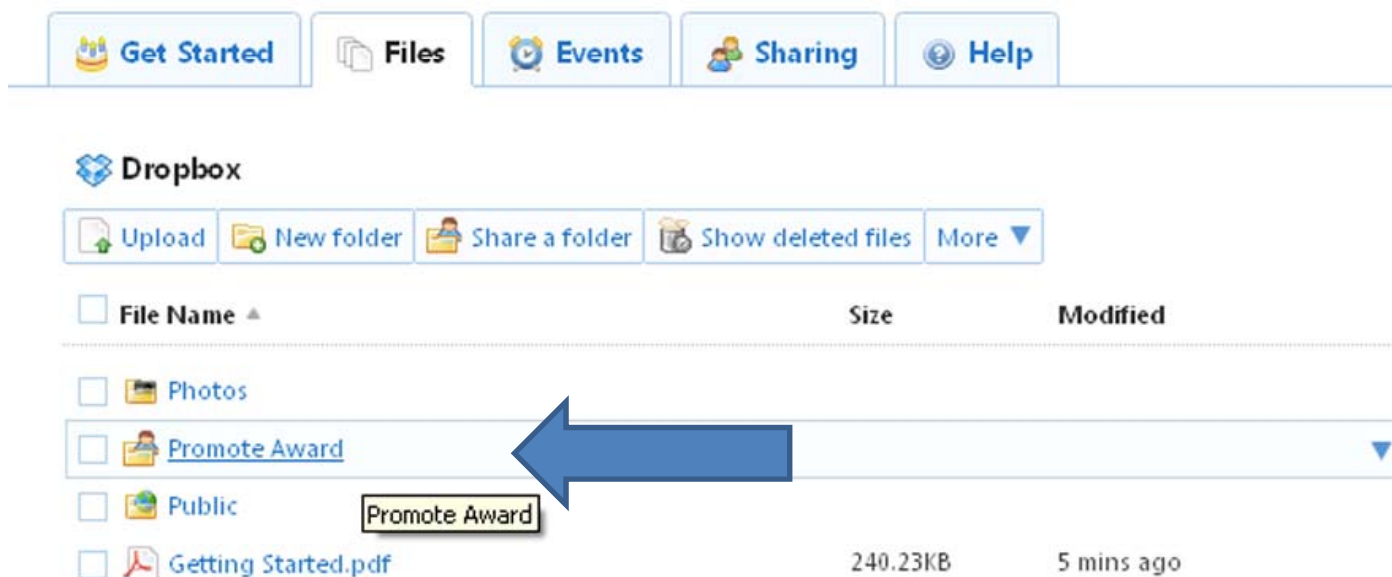
Enter a message

Share folder Cancel

How to share files with Dropbox (cont.)



6. Select your newly created folder



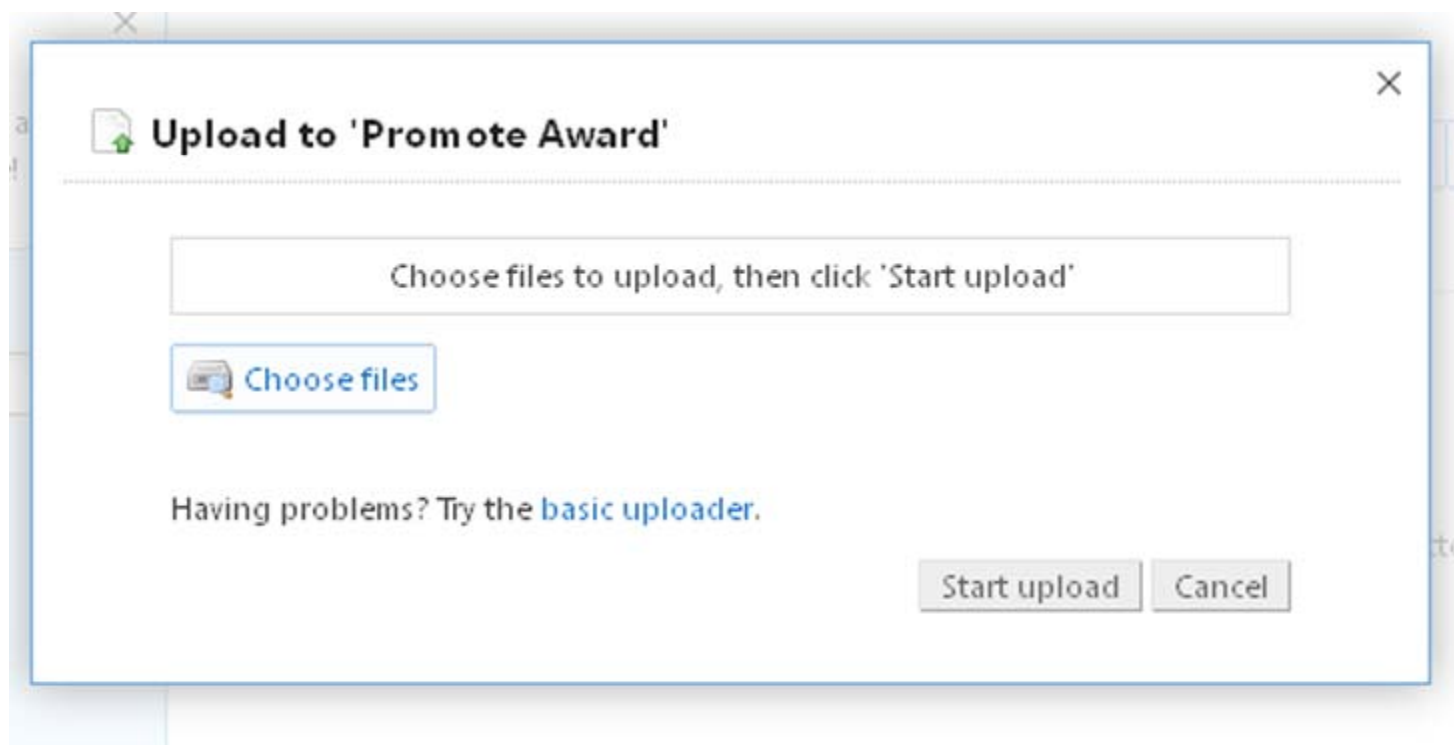
The screenshot shows the Dropbox web interface. At the top, there is a navigation bar with buttons for "Get Started", "Files", "Events", "Sharing", and "Help". Below this, the "Dropbox" logo is followed by a row of action buttons: "Upload", "New folder", "Share a folder", "Show deleted files", and a "More" dropdown menu. A table below lists the contents of the Dropbox account. The table has three columns: "File Name", "Size", and "Modified". The "Promote Award" folder is highlighted with a blue arrow pointing to it. A tooltip labeled "Promote Award" is visible over the folder name. The "Getting Started.pdf" file is listed below the folder.

<input type="checkbox"/> File Name ▲	Size	Modified
<input type="checkbox"/> Photos		
<input type="checkbox"/> Promote Award		
<input type="checkbox"/> Public		
<input type="checkbox"/> Getting Started.pdf	240.23KB	5 mins ago

How to share files with Dropbox (cont.)



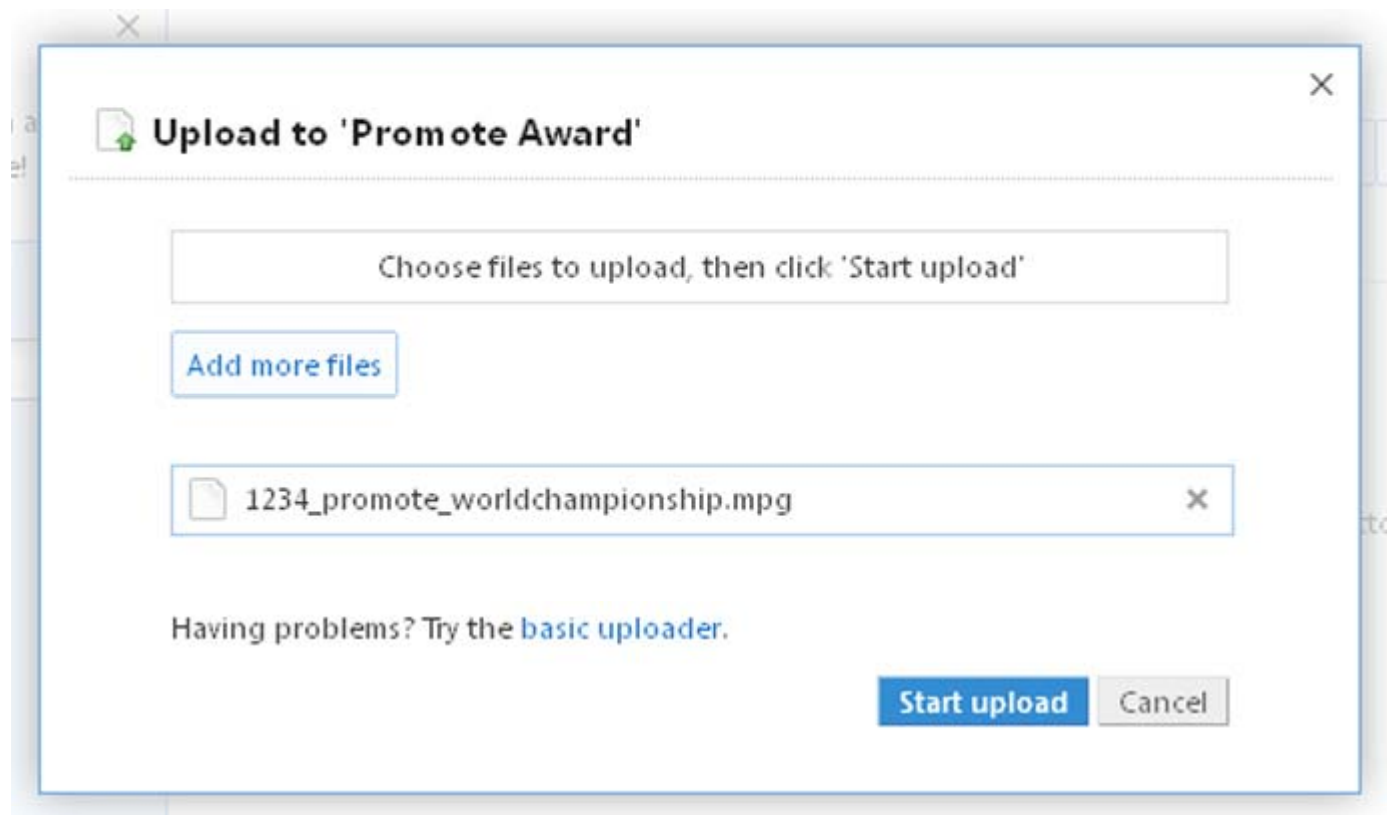
7a. Select the “upload a new file” option



How to share files with Dropbox (cont.)



7a. Select the “upload a new file” option

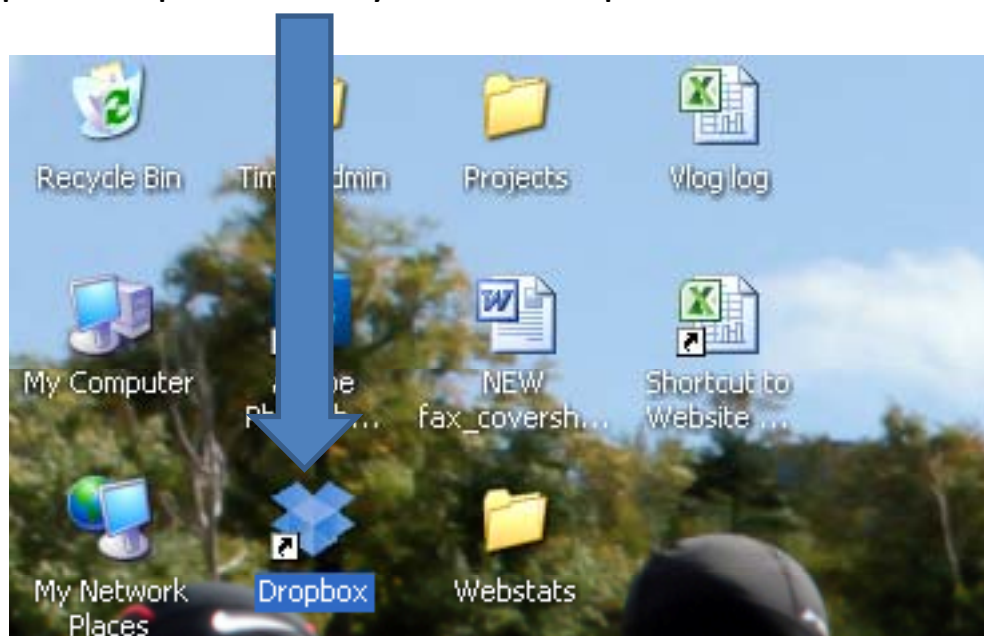


How to share files with Dropbox (cont.)



7b. Upload your file using the Desktop uploader

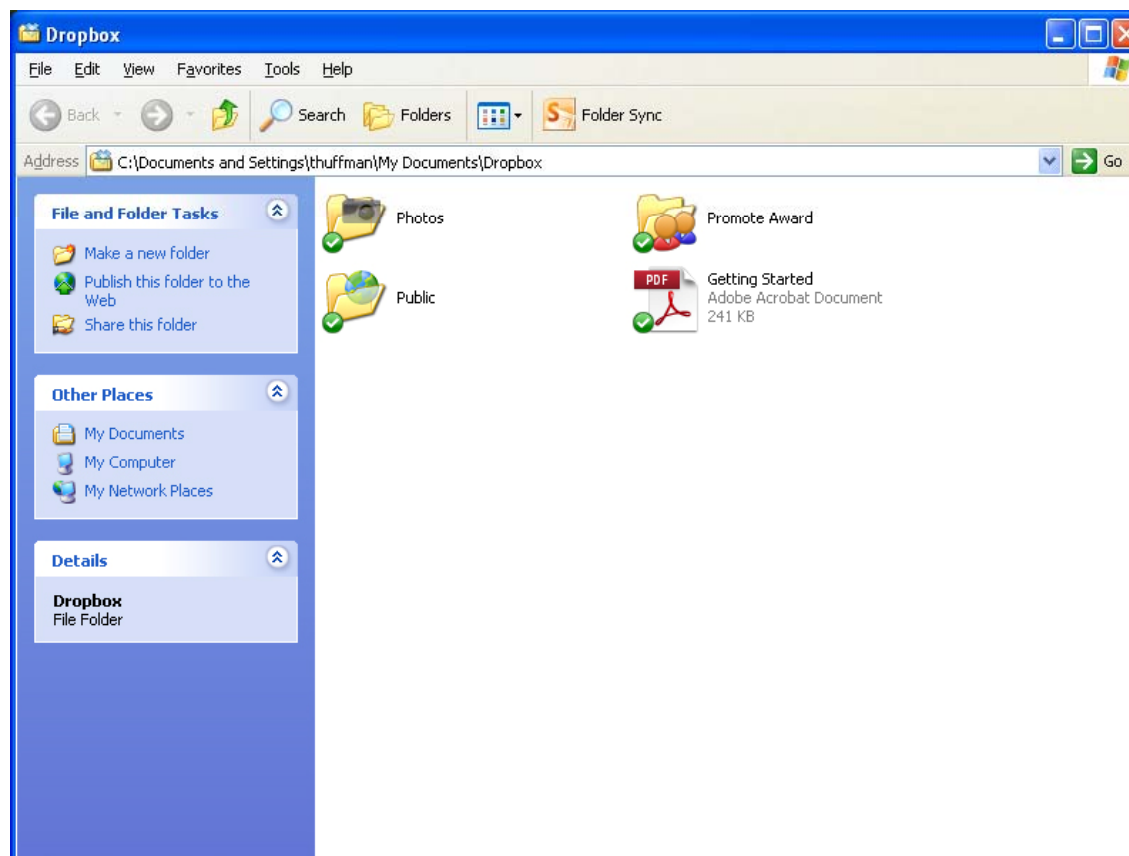
Open Dropbox from your Desktop



How to share files with Dropbox (cont.)



7b. Upload your file using the Desktop uploader

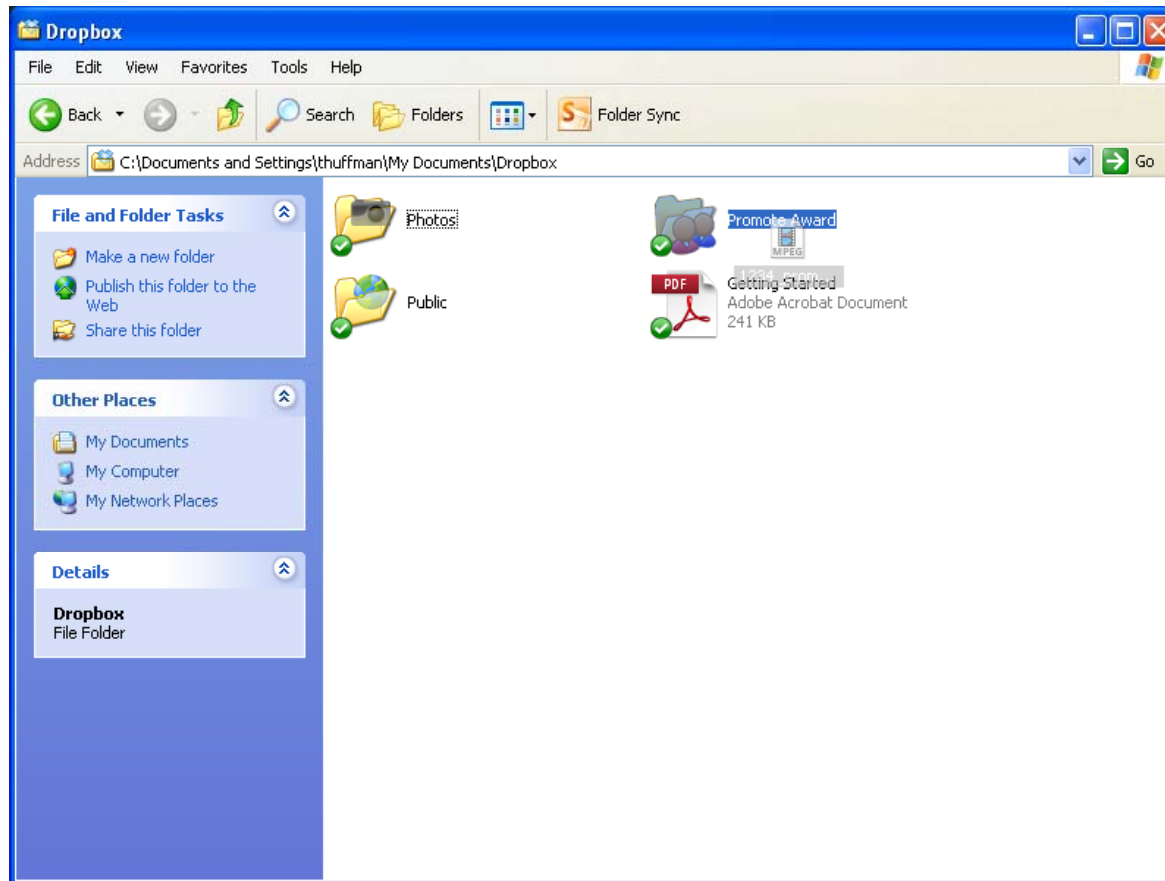


How to share files with Dropbox (cont.)



7b. Upload your file using the Desktop uploader


Drag-and-drop your video into the Promote Award folder



How to share files with Dropbox (cont.)

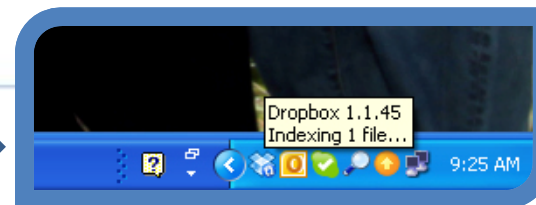


8. Wait while your file uploads



Dropbox » Promote Award

If using the desktop uploader:



9. Once it is uploaded, you will see the video file in the Promote Award folder

Dropbox » Promote Award



<input type="checkbox"/> File Name ▲	Size	Modified
Parent folder		
<input type="checkbox"/> 1234_promote_worldchampionship.mpg	112.52MB	4 mins ago

Conclusion



- △ Dropbox.com is only the FTC HQ recommendation. If you have a system already in place, feel free to use it.
- △ Dropbox is an interim solution. FTC HQ is exploring long-term, permanent options.
- △ If you have any questions, contact [Timm Huffman](#), FTC Program Coordinator.